



### District Report Card: 2017


<b>State:</b> Gujarat	<b>District:</b> Surat
<b>Class:</b> 3	<b>Subject:</b> Language
<b>Schools:</b> 60	<b>Students:</b> 1521


### Participation/Coverage


#### Students

<b>GENDER</b> 	Boys		Girls	
	Number	%	Number	%
	765	50.30	756	49.70

<b>AREA</b> 	Rural		Urban	
	Number	%	Number	%
	472	31.03	1049	68.97

<b>CATEGORY</b> 	SC		ST		OBC		GEN	
	Number	%	Number	%	Number	%	Number	%
	89	5.85	414	27.22	422	27.74	596	39.18

<b>CWSN</b> 	LD	VI	HI	S&LD	ID	Oth
	2	2	0	1	5	8

<b>Management</b> 	Government		Government-aided	
	Number	%	Number	%
	1401	92.11	120	7.89

### Average Performance of Students in Language (%)

Overall	Gender		Area		Management		Social Group			
	Male	Female	Rural	Urban	Govt.	Aided	SC	ST	OBC	GEN
77.08	75.34	78.84	76.36	77.40	77.59	71.06	81.95	76.55	77.69	76.28

## Performance on Learning Outcomes (LOs)

Learning Outcomes	Description	Average Performance(%)
L304	Reads small texts with comprehension i.e., identifies main ideas, details, sequence and draws conclusions	77.97
L312	Reads printed scripts on the classroom walls: poems, posters, charts etc.	75.29

Range of Performance of Students who Answered Correctly							
Below 30%		30% - 50%		50% - 75%		Above 75%	
Number	%	Number	%	Number	%	Number	%
86	5.65	99	6.51	359	23.60	977	64.23

## Lowest Performing Learning Outcomes (LOs)

1 - Reads printed scripts on the classroom walls: poems, posters, charts etc. (75.29)

2 - Reads small texts with comprehension i.e., identifies main ideas, details, sequence and draws conclusions (77.97)